
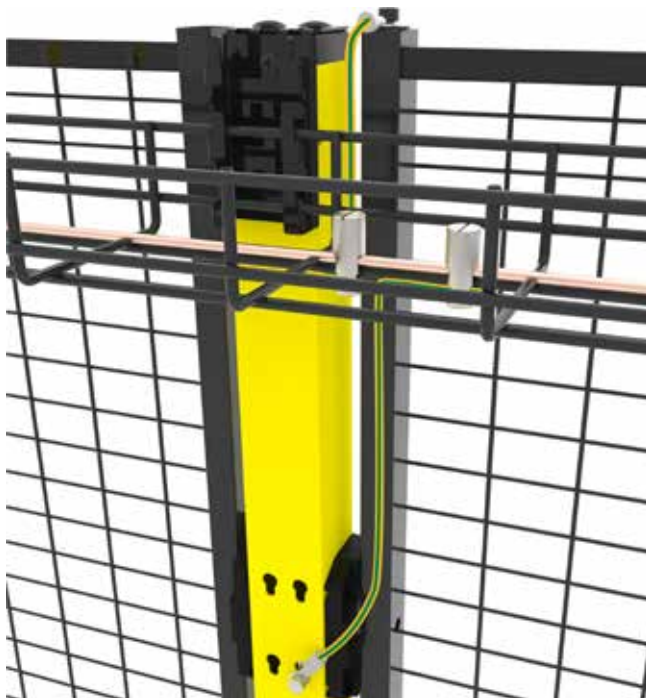


Axelent Product Information

» X-Guard® Equipotential Bonding Kit



X-Guard® Equipotential Bonding Kit

The equipotential bonding kit is used to achieve earth bonding, or protective (equipotential = EP) bonding of Axelent X-Guard¹ guard fencing and X-Rail² fall protection. EP bonding is recommended by EN IEC 60204-1 section 8 for many applications.

The kit is comprised of a “plug-and-play” connector for the posts and the panels, which are preassembled with a tightening screw and a connecting wire. The connector for the posts is slid through one of the key holes, the connector for the panels is slid into one of the vertical frame tubes from top or bottom. After tightening, good connection is achieved. Application of the kit has been successfully tested to IEC 61537, section 11.1.2 by an independent certification institute.

The free end of the wire should be connected to a common equipotential bonding conductor with clamping connector. We recommend placing the common EP conductor in an Axelent wire tray/X-Tray (see illustration overleaf).

Note! Not suitable in combination with ED-paint.

EQUIPOTENTIAL BONDING KIT

- When EP bonding is required by EN IEC 60204-1
- Preassembled “plug-and-play” connector for the post and the panels
- Successfully tested to IEC61537 section 11.1.2 by an independent certification institute
- Clamping connector included

1. Not suitable for X-Guard Lite posts. 2. Additional action required on X-Rail posts.

Axellent Product Information

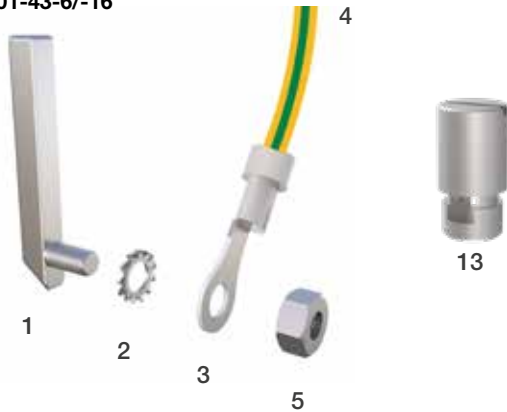
» X-Guard® Equipotential Bonding Kit

Technical data

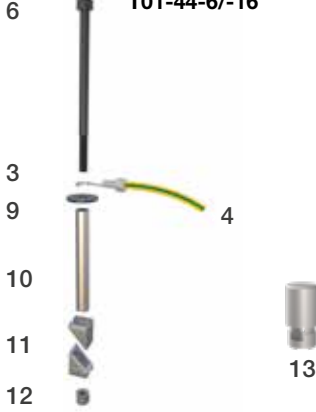
Art.no.	Description
---------	-------------

T01-43-6	Equipotential bonding clamp KIT, post, cable length 650mm, 6mm ² (10pcs)
T01-43-16	Equipotential bonding clamp KIT, post, cable length 650mm, 16mm ² (10pcs)
T01-44-6	Equipotential bonding clamp KIT, panel, cable length 650mm, 6mm ² (10pcs)
T01-44-16	Equipotential bonding clamp KIT, panel, cable length 650mm, 16mm ² (10pcs)

T01-43-6/-16



T01-44-6/-16



Materials used

Art.	Material	Art.	Material
T01-43-6/-16		T01-44-6/-16	
1 Post connector	zinc	6 Screw	steel zinc plated
2 Washer	steel zinc plated	3 Cabel lug	brass with tin coating
3 Cabel lug	brass with tin coating	4 Cable	copper
4 Cable	copper	9 Washer	steel zinc plated
5 Nut	steel zinc plated	10 Pipe	steel zinc plated
13 Connector 2568-1	brass Nickel-Coated	11 Panel connector	zink
		12 Nut	steel zinc plated
		13 Connector 2568-1	brass Nickel-Coated



WARNING

Faulty protective bonding or earth bonding may cause severe injury or death by electric shock!

The protective bonding conductor must be connected to the machine/ system's protective earthing terminal exclusively by a qualified electrician.

To check and ensure continuity and low impedance, a final inspection must be performed on site by a qualified electrician (compare EN (IEC) 60204-1 chapter 18).

